



© Saclay-Helico-Polytechnique

Expand Your Business in Europe's Premier Hub for Business and Innovation

A Business Powerhouse

Situated at the crossroads of Europe, companies in Paris Region can access a market of over 500 million customers across European cities. Boasting a high concentration of corporate French and international headquarters, startups, and medium-sized businesses, Paris Region is a vibrant business hub.

A Fantastic Place to Grow and Thrive

Fueled by an entrepreneurial spirit, innovation, and outstanding performance, Paris Region offers an ideal environment for companies to grow and thrive across diverse market sectors in both services and industry. Numerous opportunities abound in multidisciplinary technological hubs and networks.

A Hub for Global Commerce

Positioned at the nexus of European and global trade, Paris Region is a premier economic hub at the heart of international trade. In 2022, the region hosted approximately over 700 business events, underscoring its exceptional standing in the international business community.

A Renowned Scientific Region

Paris Region excels in research and development (R&D), showcasing its potential and the innovative capacity of its ecosystem with top-ranked high-tech clusters and research centers.

A Forward-Looking Region

As the host of the 2024 Olympic and Paralympic Games, Paris Region is on the forefront of major infrastructure and construction projects. This presents exceptional opportunities for companies and investors to showcase and test their solutions.

Your Business Hub in Europe

Paris Region is Europe's leading economic hub, thanks to its high concentration of talent, capital and business opportunities, but it's also a major R&D player in Europe and worldwide.

International entrepreneurs and investors cite the region's world-class innovation, thriving startup hub and highly qualified talent as the main reasons for their decision to locate in Paris Region.



© Paris La Defense-Philippe Guignard

A Dynamic and Fast-Growing Region

Paris Region is by far the largest economy generating **31%** of France's national wealth and **5.3%** of the EU's GDP, equivalent to that of the Netherlands, and higher than that of Poland, Belgium, Sweden, or Austria.

Europe's highest concentration of Fortune 500 corporations

The economic dynamism of Paris Region benefits from its position at the heart of the global economy.

The region is home to a truly diversified economy, with industrial leaders, innovative start-ups, SMEs, ETIs and large groups among the world leaders in their sectors.

GDP
€765 Bn

GDP per job
€113,245
INSEE 2023, data 2021

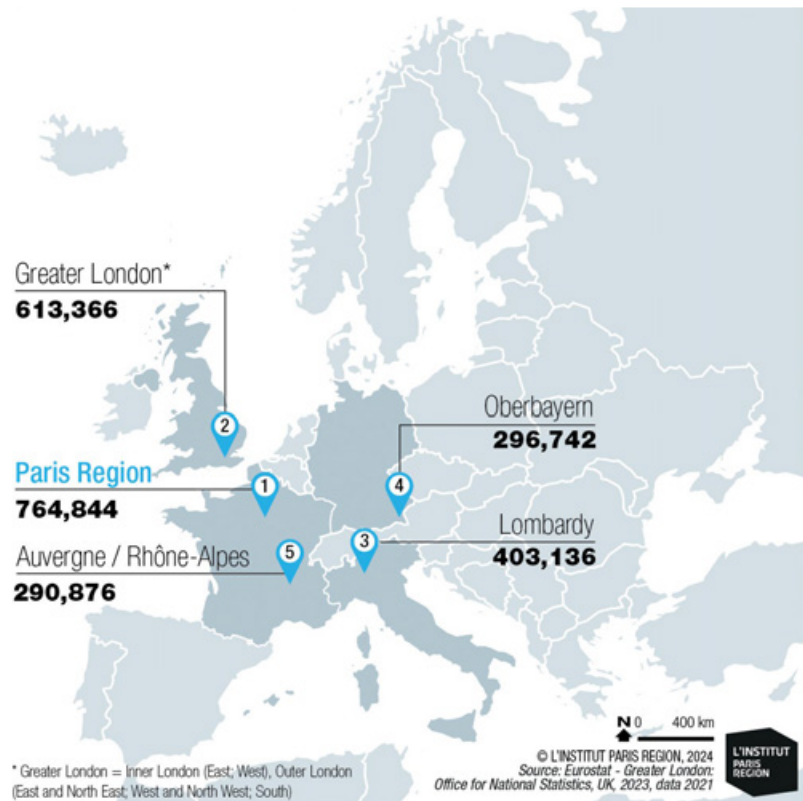
31%
of France's GDP

GDP per capita
€62,105
INSEE 2023, data 2021

5.3%
of EU27 GDP

Eurostat 2023, data 2020

Top 5 European Regions for GDP (million euros in 2021)



A Massive Consumer Marketplace

Access to **500+** million European consumers
12.3 million inhabitants,
44.1 million tourists

Paris Region is part of :

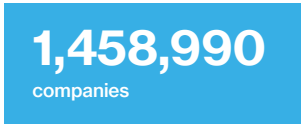
- The European Union
- The Schengen area
- The Eurozone

Eurostat, Insee, CRT Paris Île-de-France, 2023, data 2022

A Business Powerhouse

The primary strength of Paris Region's economy lies in its concentration of jobs, corporate headquarters, small and medium-sized businesses, and startups.

All of France's very large companies (> 1,500 employees each) as well as many foreign companies are based in the Region.



INSEE 2023, data 2021, Commercial activities, excluding agriculture

1,588,675 sites
288,872 new businesses created in 2021

INSEE 2023, data 2021-2022

Startups / Unicorns

With a multitude of incentives and support programs in place to help businesses, Paris Region is an attractive proposition for European entrepreneurs and technology start-ups.

In 2023, Paris Region accounts for **58.6%** of investments in value in France: **€5.2** billion
EY, 01/2024

Paris Region accounts for almost half of all French start-ups and **60%** of all jobs created by 2023
Numeum, 2024, data 2023



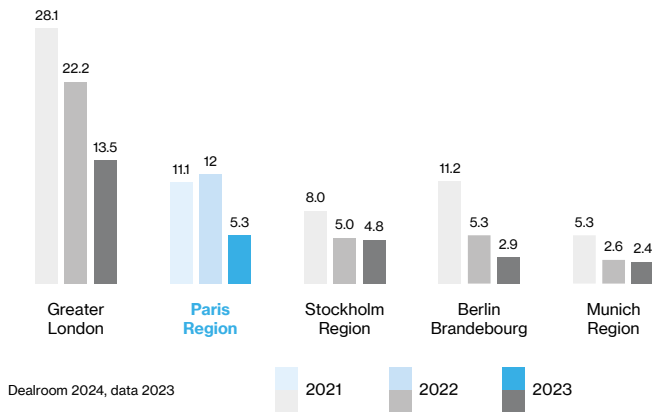
Dealroom 2024, data 2023



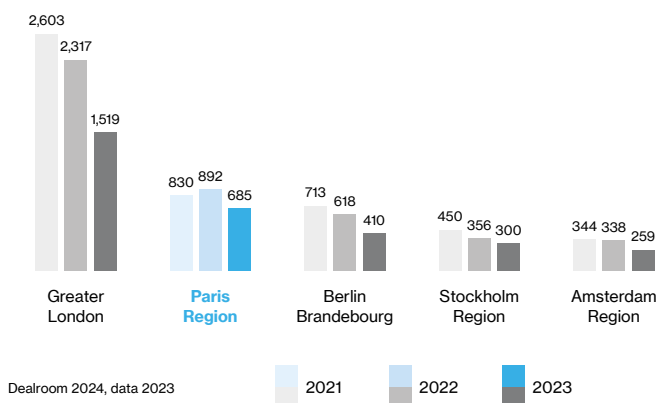
Dealroom 2024, data 2023

Paris, **#9 worldwide** for the number of unicorns (28), mainly emerging from the Ecommerce & Retail and Software & Data industries
Global Startup Ecosystem Index 2023

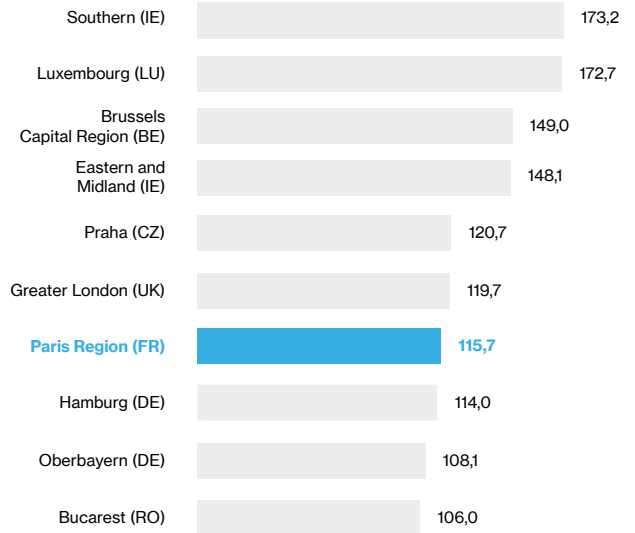
Top 5 European startup hubs by VC investment(\$B), 2021/2023



Top European Hubs by Number of Deals, 2021/2023

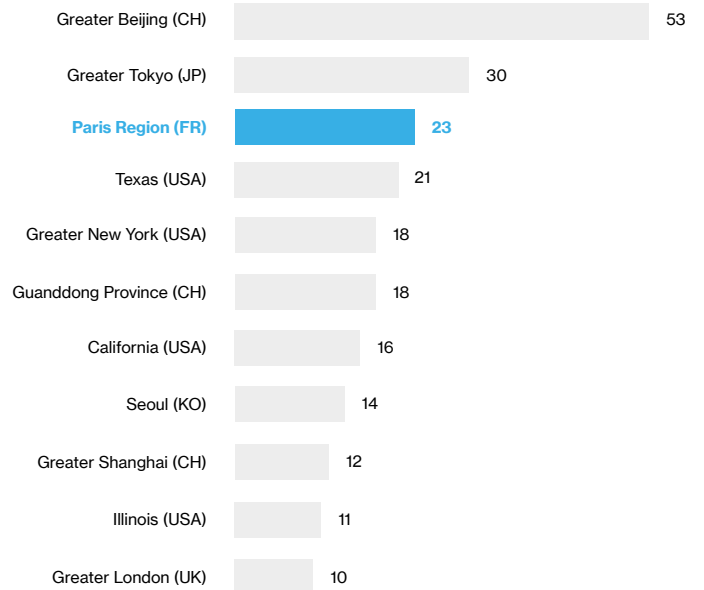


EU's Labor Productivity



Apparent Labor Productivity - Source: Eurostat GDP in million euros 2021 (NUTS 2) divided by total number employed 15 years old and over (2021), Greater London= Inner + Outer London (2019)

Paris Region, Europe's Highest Concentration of Fortune 500 Global Corporate Headquarters



Fortune Magazine, Global 500, July 2023
Ranking by metropolitan Regions. Estimates Choose Paris Region

Top 10 Corporate Headquarters in Paris Region - Fortune Global 500		
	Revenue in million dollars	Total workforce
TotalEnergies	263,310	101,279
Electricité de France	150,902	165,028
ENGIE	109,174	96,454
AXA	109,067	90,443
Carrefour	90,062	334,640
BNP Paribas	89,563	193,122
Crédit Agricole	86,471	72,758
Christian Dior	83,282	180,597
Vinci	65,749	271,848
Société Générale	63,416	111,466

Fortune Magazine, Global 500, July 2023

An Attractive Region for Foreign Companies

(2023)

Paris Region is the top French Region in terms of hosting foreign companies and accounts for a third of all new business creations in France.

Europe's #1 Region for Major Foreign Companies

16,560
Sites Depending on a Foreign Company

573,000
jobs, 1 out of 6 in Paris Region (16.2%)

INSEE 2022, data 2018

95 nationalities are represented among foreign companies based in Paris Region, reflecting the region's international outlook and the presence of two world-class airports...

153,200 jobs in the region are controlled by American groups, twice as many as by German investors (76,400).

42% of British-controlled jobs, 40% of American-controlled jobs and a third of Japanese-controlled jobs in France are located in Paris Region.

Foreign presence is higher in the service sector than in industry in Paris Region.

Paris Region accounts for 74% of foreign-controlled jobs in the real estate activities and 60% in the financial and insurance activities sector.

INSEE 2022, data 2018

2022 FDI Arrivals

431 foreign direct investments (fdi) from 45 countries, representing nearly 10,397 jobs in the long term.

Main continents of origin

- 219 fdi from European groups, 4,844 jobs (44,3%)
- 133 fdi from American groups, 4,922 jobs (45%)
- 57 fdi from Asian and Oceanian groups, 823 jobs (7.5%)
- 22 fdi from other countries (Africa, Middle East) 348 jobs (3.2%)

Main countries of origin by number of jobs

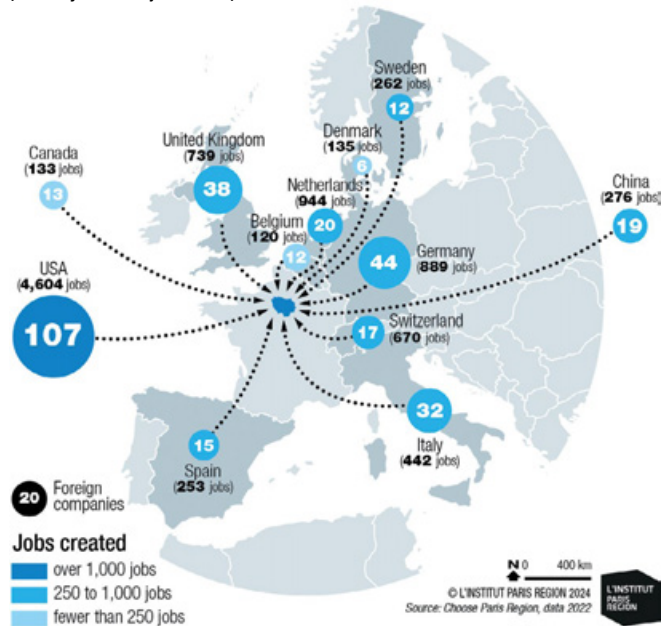
Choose Paris Region, 2023, data 2022

Countries of origin	Companies	%	Jobs created	%
USA	107	24.8	4,604	42.1
Netherlands	20	4.6	944	8.6
Germany	44	10.2	889	8.1
United Kingdom	38	8.8	739	6.8
Switzerland	17	3.9	670	6.1
Italy	32	7.4	442	4.0
China	19	4.4	276	2.5
Sweden	12	2.8	262	2.4
Spain	15	3.5	253	2.3
Denmark	6	1.4	135	1.2

Foreign Direct Investments in Paris Region:

Main Countries by Business Origin and Jobs Created in 2021

(ranked by number of jobs created)



Paris Region, gateway to European markets, strengthens its position in high value-added investments attracted by local talent

- 77.5% of projects and 75.4% of jobs are generated by decision-making centers, business services and R&D
- Decision-making centers: 3,858 jobs
- Business services: 2,463 jobs
- R&D, engineering and design centers: 1,925 jobs

The reinvestment results (5,675 jobs created) i.e. 51.9% of the total of jobs, confirm investors' confidence in the opportunities offered by the Region for the development of their activities.

Choose Paris Region, 2023, data 2022

Top Major Paris Region companies dependent on foreign groups (based on salaried workforce)

Country	Company	Salaried workforce
Netherlands	PSA AUTOMOBILES SA	39,099
USA	EURO DISNEY	13,921
Canada	CGI FRANCE	10,739
Luxembourg	ARCELORMITTAL FRANCE	7,167
China	CLUB MED	4,691
Netherlands	NEXTER SYSTEMS	3,124
USA	AMAZON	3,017
Netherlands	TECHNIP ENERGIES FRANCE	2,524
Netherlands	CNH INDUSTRIAL FRANCE	1,381
Italy	SAIPEM SA	1,281
Germany	TUI FRANCE	1,011
USA	AVIS LOCATION DE VOITURES	980
USA	PFIZER	978
Netherlands	PHILIPS FRANCE COMMERCIAL	867
Germany	WILO FRANCE	719
Netherlands	PRIMAGAZ	696
Germany	ALLIANZ PARTNERS SAS	596

Diane 2023

A Strong Expertise in Key Market Areas

In Both Services and Industry

Paris Region's diverse economic landscape is home to all types of companies, especially those operating in the region's most innovative sectors. Renowned the world over, Paris Region boasts solid expertise and know-how in both services and industry.

A world leader in financial services, aeronautics and defense, a pioneer in new mobility, new space, smart cities, cleantech and green energies, the region is also recognized on the global stage for the quality of its research in healthcare and life sciences, as well as in information technology, digital transformation, creative industries, logistics, agri-food, cosmetics and many other fields.



Aerospace and Defense

Airbus Group, Dassault Aviation, Safran, Arianespace, European Space Agency, ALE France - Alcatel-Lucent Enterprise, Zodiac...



Commerce / Retail

Amazon, Bon Marché Rive Gauche, Carrefour, Cora, FNAC, Galeries Lafayette, H&M, Ikea, Marionnaud, Metro, Printemps, Uniqlo, Zara...



Food Industry / FoodTech

Danone, Finatis, Kraft Foods, Nestlé, Pernod Ricard, Agrana Fruit France, Coca-Cola, Grands Moulins de Paris, William Saurin... Innovorder, Anycommerce, Ynsect, Rungis International Market...



Business Services

Accenture, CapGemini, EY, Gide Loyrette Nouel, KPMG...



Automotive, Logistics, Mobility, Transportation

Renault Group, Stellantis, Continental, Faurecia, Valeo, ... Air France-KLM, DHL, FedEx, GEFCO, Geodis, Groupe ADP, La Poste, Haropa Port, RATP, SNCF, Sogaris, Systra, Transdev...



Cosmetics / Perfumery

L'Oréal, Chanel, Clarins, Hermes, Coty, Puig, Laboratoires Expanscience, Groupe Pochet, Sephora, Uriage, Verescence...



Creative Industries, Audiovisual and New Media

Gaumont, MK2, Netflix, Paramount Pictures, Pathé films, Sony Pictures, 20th Century Studios, UGC Distribution, Universal Pictures, Walt Disney Pictures, Warner Bros... Buf, Gameloft, Mac Guff, MPC Paris, Ubisoft... TF1, France TV, Canal+, Mediawan, Newen Studios, JLA Group, Tetra Media Studio...



Healthcare and Life Sciences

AstraZeneca, Bristol-Myers Squibb, GlaxoSmithKline, Guerbet, Johnson and Johnson, Lilly, Merck, Pfizer, Roche, Sanofi, Novartis...



Fashion, Design, Luxury Goods

Cartier, Chanel, Hermes, Christian Louboutin, Kering (Gucci, Saint Laurent, Bottega Veneta, Balenciaga, ...), LVMH Moët Hennessy Louis Vuitton SE...



IT and Digital Economy

Apple, Altice France, Atos, Cisco Systems, Dassault Systèmes, Free, Fujitsu, Google, Horiba, Huawei, IBM, Meta, Microsoft, Motorola, Nokia, Oracle, Orange, Philips, Safran, SAP, Siemens, Sony, Thales, Vivendi, ZTE...




Cleantech, Energy, Smart Building

Air Liquide, Orano, EDF, ENGIE, Schneider Electric, Enedis, RTE... Siemens, Suez Eau France, TotalEnergies Électricité et Gaz France, Veolia... Bouygues Energies & Services, Eiffage, GA Smart Building, Vinci...



Financial Services, Insurance


Bank of America, Barclays, BNP Paribas, BPCE Group, CIC, Citybank, Crédit Agricole, Crédit Mutuel, European Bank Authority (EBA), Euronext Paris, Goldman Sachs, JP Morgan, HSBC Asset Management, La Banque Postale, Morgan Stanley, Société Générale, Axa, Allianz, CNP Assurances, Generali...



M.I.C.E.*

Comexposium, RX France, Viparis... Disneyland Paris...

*Meetings, Incentives, Conventions, Exhibitions



Tourism, Hotels, Catering

Accor, Club Med, Elior Group, Louvre Hotels Group, Lucien Barrière Group, Marriott International, Pierre & Vacances-Center Parcs Group, Sodexo ...

Paris Region, Cradle of Industry

The Region's industrial fabric includes leading-edge sectors such as the automobile, aeronautics, printing, electronics, pharmaceuticals and food processing industries.

These economic activities shape the Paris Region's landscape, from the Seine Valley (automobile), La Défense (business), Saclay (science), and La Plaine-Saint-Denis (film), to Rungis international market and the port of Gennevilliers (both dedicated to logistics).

Paris Region, a Driving Force in Innovation

Paris Region stands as a hub of innovation acknowledged both within Europe and globally. Its diverse economy is abuzz with leading high-tech clusters and research centers, creating enticing prospects for cross-sector collaborations.

Numerous successful patent applications from top French institutions contribute to positioning Paris Region as one of the most innovative regions worldwide.

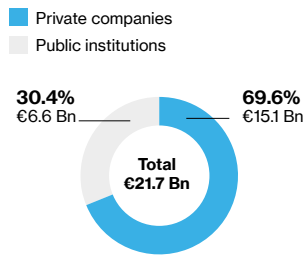
These groundbreaking discoveries span various sectors, including energy, computer software, environment, agriculture, AI, pharmaceuticals, biotech, and more.



© Cité Descartes

#1 R&D Region in Europe (2020)

The highest amount of R&D expenditure in Europe



6.8% of EU27 and 41% of French R&D expenditure
2.83% of Paris Region's GDP

Ministry of Education, Higher Education and Research 12/2023, Eurostat 2023, data 2020

43% of R&D expenses made by private companies in France
36.5% of R&D expenses made by public institutions in France

INSEE 2023, data 2020

In Paris Region, 70% of R&D spending is carried out by companies.

INSEE 2023, data 2020

At the Forefront of Innovation

Paris:

- #12 largest science and technology cluster, in the world
- #1 in Europe

Global Innovation Index, Cornell University, INSEAD, WIPO, 2023

Paris:

- #1 most innovative city in Europe
- #7 in the world, ahead of London (#9), Berlin (#18), Munich (#21) and Helsinki (#24) in Europe

JLL, Innovation Geographies, 2022

Patents and Publications

4,611 patents filed, 41.8% of the patents filed in France

INPI 2023, data 2022

Paris Region, European leader, with 9.8% of all European patent applications in EU28.

6,646 European patent applications in Paris Region

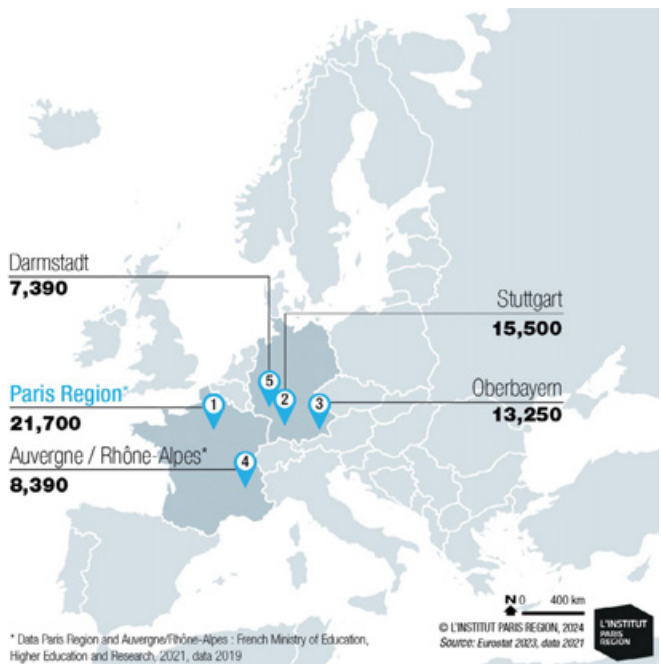
19,917 scientific publications

- 34.5% of the national publications
- Specialization in mathematics, physics, human and social sciences, sciences of the universe

26% of international co-publications, mainly with the USA, the UK, Italy, and Japan.

Hceres, OST, 2023, data 2022

#1 in Europe for R&D Expenditure (millions of euros in 2021)



Major Research Centers

5 out of EU28 20 most innovative research institutions

- #1 CNRS National Center for Scientific Research
- #7 INSERM National Institute of Health and Medical Research
- #11 Sorbonne University
- #15 Université de Paris
- #16 APHP Assistance Publique Hôpitaux de Paris

Scimago EU28 Research Ranking, 2023

CNRS in international rankings

- #3 World research institution
- 1st producer of publications worldwide
- #1 in Arts and Humanities, Mathematics,
- #2 in Social Sciences
- #3 in Computer Sciences Chemistry, Physics and Astronomy..
- #4 in the Nature Index
- #6 largest patent filer in France
- 33,000 R&D jobs in France
- 1,100 Research labs in the world

Scimago Institutions Ranking, Nature Index, CNRS, INPI 2023, data 2022

Various Multidisciplinary Technological Hubs

8 regional competitiveness clusters and many other thematic networks / clusters

4,833 members including:

- 4,006 companies
- 678 labs and teaching institutions

Building on its strong industry clusters, company partnership networks, and thriving marketplace, Paris Region spurs many opportunities for businesses, whatever their development stage.

From artificial intelligence to biotechnology, deep tech, cleantech, Greentech, IT, telecommunications, AR/VR, 3D Animation, aerospace, and agritech... Businesses can plug into a fast-growing ecosystem in no time.

3,608 projects

€13 Bn
of total funding



	ASTech	Cap Digital	Cosmetic Valley	Finance Innovation	Medicen	NextMove	Polymeris	Systematic
Fields	Aeronautics, space and defence	Digital and ecological transformation	Perfumery and Cosmetics	Financial services	High-tech healthcare and new therapies	Automotive and mobility industry	Rubber, plastics and composites industry	European innovation and technology cluster in digital and Deep Tech
Total Members	329	700+	651	600	500	564	589	900
Major groups	111	46	50	180	42	112	23	140
Mid-cap SME's, startups	145	600	601	400	411	318	277	550
Labs/teaching institutions	41	57	182	20	35	100	83	160
Investors, and Local Partners	-	21			12	45		50
Total projects funded since the cluster was founded	118	916	500	28	545	330	337 incl. 38 European Projects	796
Total funding	571.87 M€	€1.99 Bn	€520 M	€1 Bn	€2.60 Bn	€1.82 Bn	€894 M	€3.6 Bn

ASTech, Cap Digital, Cosmetic Valley, Finance Innovation, Medicen, NextMove, Polymeris, Systematic (data 01/2024)

Many Other Thematic Networks / Clusters in Paris Region

- Capital Games: Video Games
- Campus Cyber: Cybersecurity
- Descartes Campus: Smart and Sustainable City
- EMS Paris IDF Cluster « Paris Region Water, Soil and Environment
- Cluster⁷ : Water Treatment, Environment and Urban Soils
- Genopole: Biotech applied to Health, Energy, Environment, Food
- Grand Paris Sport: Health, Sportech
- Matériaupôle: Material design, process, and recycling
- Paris Saclay: Health, AI, Energy, Agrifoodtech, Aerospace, Security and Defence, Mobility, et Manufacturing
- Paris Saclay Cancer Cluster: Innovation and technologies for cancer treatment
- PariSanté Campus: Digital Health
- Silver Valley: Innovations and technologies for ageing
- Cluster Logistique Urbaine « Urban Logistics Cluster Paris Region »
- Vitagora: Agritech and foodtech
- VR Connection Group: AR/VR

An Exceptional Place for Events

Paris Region holds a unique position as a leading destination for both leisure and business tourism.

In 2022, over **700** business events took place in the region, drawing attendees with its advanced hotel and catering facilities, along with state-of-the-art venues.

With approximately **700,000 m²** of floor space, it offers the most extensive and diverse range of reception facilities for business events in Europe.



© Vivatech

A Real Know-How in Hosting Major Trade Shows

CCI Paris Île-de-France, data 2022

The #1 offer of exhibition space in the world

700,000 m²

21

exhibition and conference venues

379

trade shows

715

Congresses

€3.9 Bn

in economic benefits

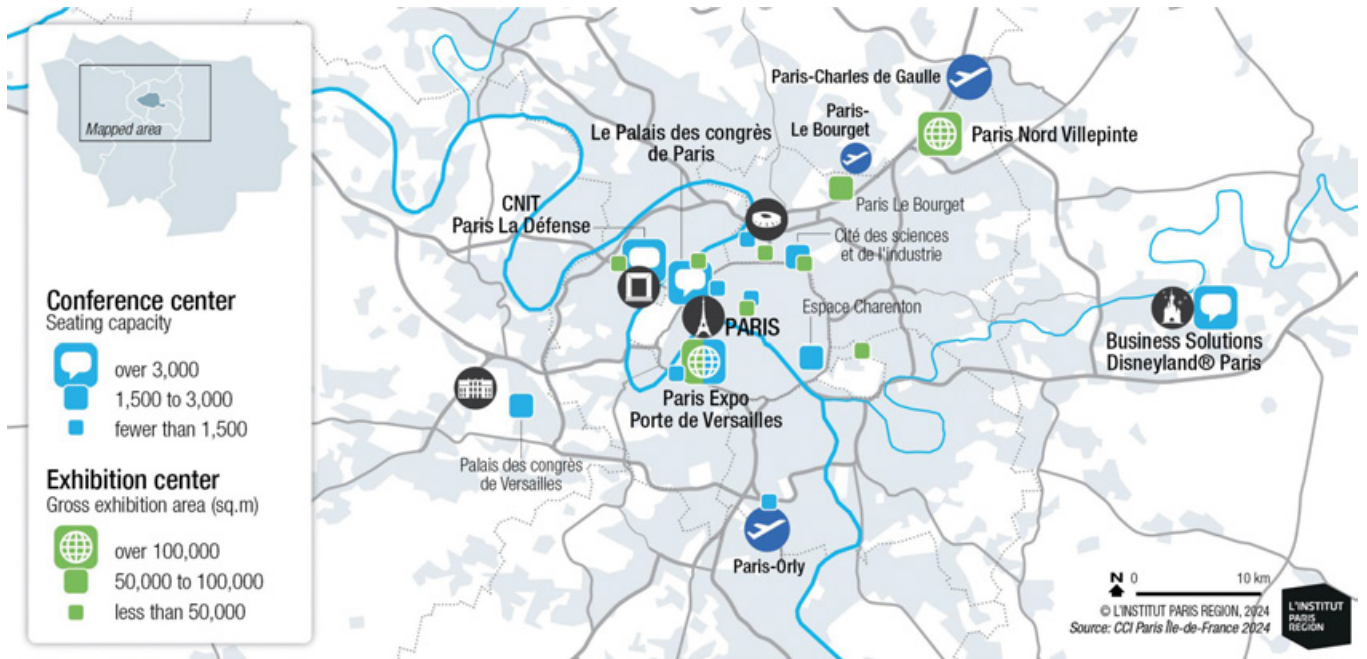
- **6.6 million** visitors, including **402,230** international visitors (**6.1%**)
- **91,966** exhibiting companies, including **27,015** foreign companies (**29.4%**)
- **€17.9 Bn** turnover by exhibiting companies at trade shows

Top 10 Professional and Public Trade Shows Held in Paris Region (by Number of Visitors and Exhibiting Companies) in 2022

Trade Show Name	Business sector	Rank
Salon International de l'Agriculture / Paris International Agricultural Show	Agriculture, horticulture, livestock farming, floristry, fishing and related equipment	1
Foire internationale de Paris / Paris International Fair	Multi-sector tradeshow and trade fairs	2
Mondial de l'Automobile / Paris Motor Show	Transport, logistics, traffic and related equipment	3
Japan Expo / Japan Show	Tourism, sports and leisure activities	4
Batimat / Batimat Show	Building, public works, furnishings, urban development and architecture	5
Maison&Objet	Home decor, interior design, architecture and lifestyle culture	6
Paris Game Week	Tourism, sports and leisure activities	7
Rétromobile	Antiques, collections, flea markets	8
Viva Technology / Startup and Tech Event	Industry, research, science and technology, subcontracting	9
Salon du Livre / Paris Book Fair	Art, culture, music, entertainment	10

CCI Paris Île-de-France

Conference and Exhibition Centers in Paris Region (2024)



The Place to Meet

The Paris Convention Center offers a modular exhibition hall, meeting rooms, conference rooms, an event hall and fixed and mobile catering units: all the keys to making your event a success.

With a surface area of **70,163 m²**, Europe's largest fully modular conference center can accommodate :

- a **5,200-seat** plenary session and
- a total of **14,000** conference seats

It comprises **4** interconnected levels served by an atrium offering a magnificent view over the site and Paris.

Viparis, 2023

Congresses per Year in Paris Region

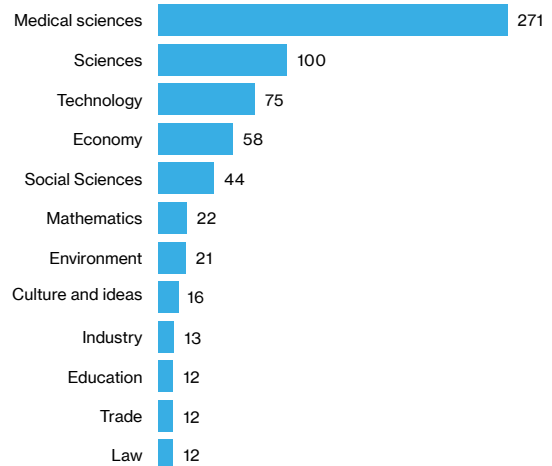
OTCP, data 2022

- **715** in-person congresses,
- **32%** in phygital or by video conference
- **866,317** delegates, including **207,916** international delegates
- **€1.2 Bn** in economic impact

Destination Performance Index by Number of International Meetings Organized in 2022			
Rank	Cities	Country	Number of Meetings
1	Vienna	Austria	162
2	Lisbon	Portugal	144
3	Paris	France	134
4	Barcelona	Spain	133
5	Prague	Czech Republic	129
6	Madrid	Spain	128
7	Berlin	Germany	113
8	Athens	Greece	109
9	Brussels	Belgium	108
10	London	United-Kingdom	106

ICCA 2023, data 2022

Top 13 Sectors of Activity for Congresses



OTCP, DATA 2022

Paris Region, at the Heart of World Trade

(2022)

€214.7 Bn
26.9% of France's imports

€136.2 Bn
21.1% of France's exports

The **Top 3** most exported products reveal the specialization of Paris Region industry:

- aeronautics,
- automotive,
- pharmaceuticals

and the region's weight in the luxury goods sector:

- leather, luggage,
- footwear,
- perfumes, cosmetics and jewelry

Main Imported Products

- Natural Hydrocarbons: **€26.4 Bn, 12.2%**
- Automotive manufacturing products: **€23.7 Bn, 10.8%**
- Electricity: **€15.9 Bn, 7.4%**

Main Exported Products

- Space and aeronautics manufacturing products: **€13.2 Bn, 10.0%**
- Leather, Luggage, shoes: **€12 Bn, 8.8%**
- Automotive manufacturing products: **€11.8 Bn, 8.6%**

French Customs, 2022



© Yposkesi

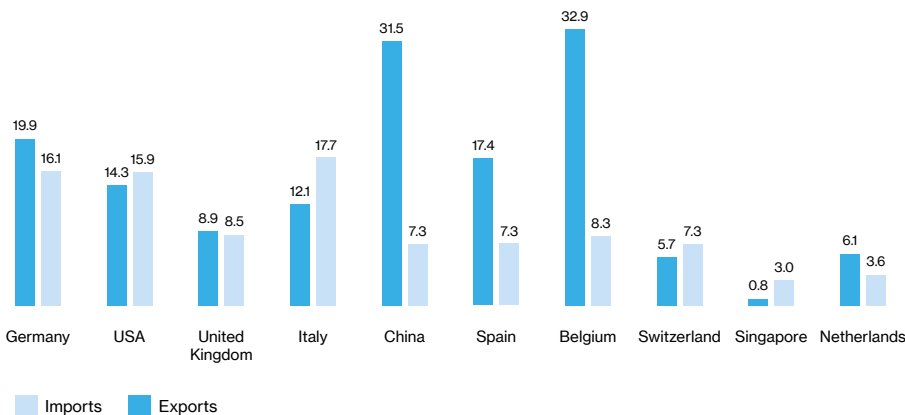
32,000
exporting companies

Europe is Paris Region's main trading partner with **61.9%** of exports and **60.5%** of imports.

The Asia-Oceania zone remains the region's 2nd largest supplier with **24.9%** of trade and, for the 2nd year running, the 2nd largest customer of the Paris Region with **15.8%** of exports.

The 3rd region in the world with which Paris Region has significant trade relations is the Americas, with **20.0 billion euros** of exports and **18.4 billion euros** of imports.

Paris Regions's Leading Business Partners (2022) (in €B)



French Customs, 2022

The **top 10** countries supplying goods purchased by Paris Region account for a total of **69.8%** of imports, and this proportion is rising year on year: China, the United States and the neighbouring European countries: Germany, the United Kingdom, Italy, Spain, Belgium, Switzerland and the Netherlands.

The main supplier countries are also the most important customer countries: USA, Germany, Spain, UK, Italy, Belgium, Switzerland and China.