



Welcome to Paris Region, An Inspiring, Innovative, Responsible and Attractive Region

Explore A Dynamic, Fast-Changing Region

Paris Region, a cultural and intellectual hub, a scientific and urban laboratory, stands as France's economic powerhouse, contributing to 31% of the national GDP, employing 23.1% of the country's workforce, and accounting for 41% of its R&D spending. This region warmly welcomes investors, tourists, and individuals seeking to settle, visit, or reside within the Schengen area.

Relax and Thrive in a Green and Sustainable Region

Attracting 44.1 million visitors, Paris Region is synonymous with culture, gastronomy, history, and a green lifestyle that prioritizes biodiversity and minimizes carbon emissions. The young and continuously growing population is drawn not only by economic prospects but also by the exceptional quality of life.

Join Europe's Largest and Diverse Talent Pool

Companies will discover in the region an international and highly skilled talent pool poised to contribute to business expansion: 6.7 million jobs, Europe's most significant concentration of students, and world-class engineers, researchers, scientists.

Grow in Europe's Top Business and Innovation Hub

With the highest GDP in the EU, Paris Region houses a thriving community of businesses and researchers, fostering dynamic interactions among Europe's largest cluster of Fortune Global 500 corporations, corporate headquarters, SMEs, innovative startups, and world-class competitiveness clusters. The region is recognized for its robust expertise and know-how across key market areas in both services and industry.

Use cutting-edge infrastructures

As the host city for the 2024 Summer Olympics, Paris is undergoing significant investments. With diverse districts and competitive costs, it's an ideal location for offices, industries, logistics, research... Featuring three international airports, high-speed rail, an expanding subway system, new mobility options, and exceptional broadband connectivity, the region ensures seamless access to Europe and the world. Moreover, Paris Region provides highly competitive telecom and energy costs.

Paris Region, a Dynamic and Fast-growing Region

- A Thriving Business and Research Community
- A Strong Know-How in Services and Industry
- Home to **18.8%** of France's population
- Producer of **31%** of national GDP
- Contributor to **5.3%** of the EU GDP
- Gathering **23.1%** of all jobs in France
- Employing **34%** of all French executives
- Educating **28%** of all students in France
- Encompassing **41%** of R&D spending
- Home to **37.9%** of R&D workforce and **29.3%** of scientists and engineers in France
- A massive consumer marketplace
- A top hub for upcoming talents
- Competitive real estate and logistics solutions
- World-class transport and digital infrastructure
- An outstanding lifestyle



© Adobestock

Paris Region in the European Union

as of 01.01.2024

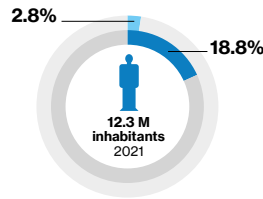


Paris Region is part of:

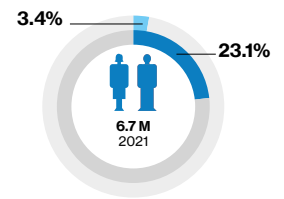
- The European Union
- The Schengen area
- The Eurozone

Paris Region vs. France & Europe

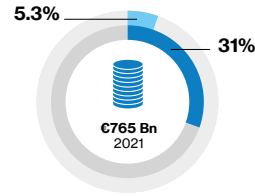
Population



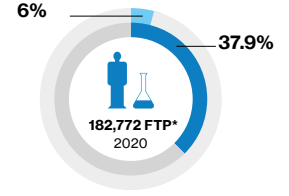
Jobs



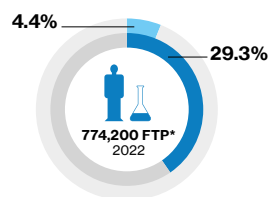
GDP



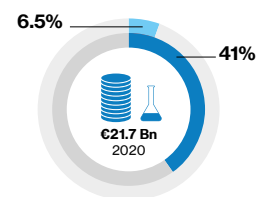
R&D workforce



Scientists and Engineers




R&D expenditure



■ Paris Region / UE ■ Paris Region / France

* Full Time Equivalent
 Insee, Eurostat, Ministry of Education, Higher Education and Research

Paris Region in Figures



793,820
students



12,000 km²
surface area



12.3 million
inhabitants

1,025
inhabitants
per km²



6.7 million jobs
(salaried and
non-salaried)



99.7 million
passengers
in Air Traffic



774,200
Scientists and
Engineers

€21.7 Bn
R&D expenditure



1,459,000
companies

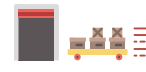
1,589,000
sites (all activities)

289,000
companies
created

8,600
startups



56 million m²
Office space



€214.7 Bn
Import



€136.2 Bn
Export



10 main stations
including

7
high-speed
train stations



44.1 million
tourists,
incl.
19.4 million
international
tourists



GDP **€765 Bn**

GDP **€62,100**
per capita

GDP **€113,250**
per job

- Eiffel Tower
- Château de Versailles
- La Défense
- Stade de France
- Disneyland Paris
- Prefecture
- Greater Paris Metropolis
- County border
- International airport
- High-speed rail network
- High-speed train station (TGV)
- Built-up area
- Wooded area
- Other areas
- The Seine and its tributaries



CRT Paris Île-de-France, Insee (National Institute of Statistics and Economic Studies), Eurostat, French Customs, ORIE (Regional Observatory of Commercial Real Estate in Paris Region), Ministry of Education, Higher Education and Research, Paris Aéroports, SNCF (National Railways of France), Startup Blink.
Data: latest year available.

© L'INSTITUT PARIS REGION, 2024
Source: L'Institut Paris Region

Paris Region's Position in International Rankings

The world's regions compete fiercely to attract businesses, talent and tourists...

Recent international studies place the Paris Region among the world's leading regions in terms of human capital and talent, economic activity, attractiveness, foreign investment, cost of living and quality of life, cultural experience, information exchange, R&D innovation, tourism, and more.

Everything is being done in the region to meet the challenges of international competition.



© Adobestock

Global Attractiveness

Global Cities Index 2023 on economic performances

Paris, **#3** with a broadly consistent performance across its various dimensions. Paris hold steady in business activity and human capital and is **#1** in information exchange.

	2021	2022	2023
New York	1	1	1
London	2	2	2
Paris	3	3	3
Tokyo	4	4	4
Beijing	5	5	5
Brussels	16	11	6
Singapore	9	9	7
Los Angeles	5	6	8
Melbourne	12	8	9
Hong Kong	7	10	10

A.T. Kearney

Global Cities Outlook 2023 on the potential of a city to attract and retain global capital, people, and ideas in coming years.

Paris holds an extremely high global ranking in Cultural experiences, but other cities have improved, narrowing the gap.

	2021	2022	2023
San Francisco	25	13	1
Copenhagen	21	8	2
London	1	1	3
Luxembourg	11	3	4
Paris	2	2	5
Dublin	5	7	6
Helsinki	43	17	7
Stockholm	6	5	8
Munich	3	4	9
Singapore	10	20	10

A.T. Kearney

Global Power City Index 2023

World's most attractive cities according to their ability to attract people, capital, and enterprises from around the world.

Paris, **1st** in Livability, **3rd** in Cultural Interactions, **5th** in Accessibility.

	2021	2022	2023
London	1	1	1
New York	2	2	2
Tokyo	3	3	3
Paris	4	4	4
Singapore	5	5	5
Amsterdam	6	6	6
Seoul	8	7	7
Dubai	14	11	8
Melbourne	10	9	9
Berlin	7	8	8

Mori Memorial's Foundation's Institute for Urban Strategies

Global Cities Index 2023

Paris is **#10** in the ranking that identifies cities combining economic dynamism, excellent universities, forward-thinking environmental policies and excellent transport infrastructure.

	2021	2022	2023
San Francisco	2	3	1
Boston	3	2	2
London	2	1	3
New York	5	4	4
Melbourne	10	5	5
Toronto	7	6	6
San Jose (USA)	-	12	7
Singapore	11	8	8
Hong Kong	6	9	9
Paris	4	7	10

Schroders

Foreign Direct Investments

Global Cities Investment Monitor 2023

Paris Region, #4 most attractive global cities for International Investments, behind Dubai, London and Singapore. **Paris attracts the most international investment from Europe worldwide.**

For the majority (50%) of the 200 foreign investors surveyed as part of this study, **Paris is the world's most attractive metropolis for business location**, ahead of New York (44% of respondents) and London (36%).

#1 worldwide (2018-2022)

- for foreign direct investments in:
 - Renewable Energies
 - Cleantech
 - Electric Vehicles

#2 worldwide (2022)

- for FDIs in Tourism

#4 worldwide

- for FDIs In R&D

Global Cities Investment Monitor, Paris Ile-de-France Capitale Economique, Opinion Way, Choose Paris Region, 2023

fDi European Regions of the Future 2024



fDi Intelligence 2024

Paris Region's Strengths:

- #1 in Economic Potential
- #1 in Human Capital and Lifestyle
- #1 in Foreign Direct Investment Strategy

Paris Region confirms its position as Europe's most attractive region for international direct investment. The region with the best "foreign direct investment strategy" also took first place for the second year running in the ranking of the "Large European Regions of the Future 2024", compiled by fDi Intelligence, the foreign investment division of the Financial Times. fDi Intelligence assesses the attractiveness of locations for foreign direct investment (FDI).

Cost and Quality of Life

Paris Region is More Affordable Than Greater London and Less Expensive Than Many European Regions

Cost of Living Survey 2023 Paris, ranked #35 (#33 in 2021),

is more affordable than these global cities:

- #1 Hong-Kong
- #2 Singapore
- #3 Zurich
- #4 Geneva
- #5 Basel
- #6 New York City
- #7 Bern
- #8 Tel Aviv
- #9 Copenhagen
- #10 Nassau
- #17 London

Mercer 2022 (Selection of cities)

Cost of Living, ECA International

- New York, Hong Kong, Geneva, London, Singapore, Zurich, San Francisco, Tel Aviv, Seoul, and Tokyo are the most expensive cities in the world
- **Paris is less expensive** than the above cities, and than Bern, Copenhagen, Moscow, Oslo, Luxembourg, Dublin, Amsterdam, Stavanger and Vienna in Europe

ECA International, 2023

Talents

Global Ranking of Academic Subjects – Mathematics, 2023

- **2 of the Top 5 best universities in the World in Mathematics**

- **#2 Paris Saclay University**
- **#4 Sorbonne University**

GRAS, Shanghai Ranking Consultancy, 2023

Financial Times Education Rankings 2023

HEC Paris

Best European Business School

Best Master in Management

INSEAD

2nd Best global MBA in the world

Tourism and Meetings

Top 100 City Destinations 2023, Euromonitor International

- **Paris, the world's top tourist destination for the third year running**

- #2 Dubai
- #3 Madrid
- #4 Tokyo
- #5 Amsterdam
- #6 Berlin
- #7 Rome
- #8 Barcelona
- #9 London
- #10 Singapore

Euromonitor International, 12/2023

International Meetings organized in the World in 2022, ICCA

- #1 Vienna (162)
- #2 Lisbon (144)
- **#3 Paris (134)**
- #4 Barcelona (133)
- #5 Prague (129)
- #6 Madrid (128)
- #7 Berlin (113)
- #8 Athens (109)
- #9 Brussels (108)
- #10 London (106)

ICCA, International Congress and Convention Association, data 2022

Real Estate

2020 Attractiveness of Global Business Districts Report

Paris La Défense, 4th largest business district in the world

Paris La Défense holds the fourth position thanks to 49% of its metropolitan population being highly skilled, the density of the transport infrastructure in Paris Region and a high concentration of international headquarters (Fortune 500, Société des Bourses Françaises (SBF), 120 companies, and large consulting firms).

- #1 London, The City
- #2 New York, Midtown
- #3 Tokyo, Marunouchi
- **#4 Paris, La Défense**
- #5 London, Canary Wharf
- #6 New York, Financial District
- #7 Beijing, CBD
- #8 Seoul, Gangnam
- #9 Singapore, Downtown Core
- #10 Chicago, The Loop

EY-ULI Index

Emerging Trends in Real Estate, Europe 2024

Paris, #2 for overall real estate prospects in 2024

"Paris performs strongly due to similar sentiments, securing second place once more with the Olympics effect evidently outweighing any negativity surrounding recent protests on the street."

"This also reinforces its position as the world's favourite tourist destination, according to the World Travel and Tourism Council."

Emerging Trends in Real Estate, Europe			
	2022 (data 2021)	2023 (data 2022)	2024 (data 2023)
1	London	London	London
2	Berlin	Paris	Paris
3	Paris	Berlin	Madrid
4	Frankfurt	Madrid	Berlin
5	Munich	Munich	Amsterdam
6	Madrid	Amsterdam	Milan
7	Amsterdam	Frankfurt	Munich
8	Hamburg	Hamburg	Lisbon
9	Barcelona	Barcelona	Frankfurt
10	Brussels	Milan	Barcelona

PWC, Urban Land Institute, 2024

R&D, Tech and Innovation

Global Innovation Index 2023

Paris, the world's #12 largest science and technology cluster #1 in Europe

WIPO (World Intellectual Property Organization), 2023

Innovation Geographies 2022

- Paris:**
- **#1** innovative city in Europe
 - **#7** in the world
- Ahead of London (#9), Berlin (#18), Munich (#21) and Helsinki (#24) in Europe.
- **#15** for the talent concentration

Paris stands out for its:

- High number of international projects
- High volume of startups
- Above-average R&D spending as a percentage of GDP
- Large number of international patents filed
- High level of patenting activity, particularly in the private sector
- Areas of excellence, which include transportation equipment, pharmaceuticals and biotechnology

JLL, 2020 /2022

Innovation Cities Top 100 Index 2022-2023

Paris, highest ranked EU27 startup ecosystem and the world's #4 best city for innovation (+6), behind Tokyo, London and New York

2thinknow, 2022-2023

Startup Blink 2023

Paris joined the world's top 10 at 9th rank, #2 in Europe, top EU city with 3 overperforming industries: Ecommerce & Retail, Fintech, Social & Leisure, each ranking 6th globally.

StartupBlink, 2023

Tech Cities 2023

Paris, Europe's #2 tech city and #9 in the world

- #1 San Francisco
- #2 New York
- #3 Silicon Valley
- #4 Beijing
- #5 London
- #6 Los Angeles
- #7 Shanghai
- #8 Boston
- **#9 Paris**
- #10 Tokyo

Criteria: business & tech environment, city buzz & wellness, talent pool, strength in different tech sub sectors

Savills

Paris Region, an International and Cosmopolitan Region

Paris Region is home to a population of over 12 million, including both French and non-French speakers, all of whom speak a multitude of languages.

Every day, students, entrepreneurs, researchers and investors flock to the Paris region to make the most of it. The Region offers access to world-renowned academic institutions, business opportunities and an exceptional quality of life. But it's also the dynamism and atmosphere of its extraordinary cultural melting pot that makes it such an attractive and diverse Region.



© Adobestock

1.8 M
international
residents live
in the Region

14.5% of
the population

Insee, 2022, data 2019

7,100
international
PhD students

MESRI - DGESIP-DGRI - SIES / Système
d'information SISE 2023, data 2021-2022

5,700
international
researchers

FNAK, data 2023

19.4 M
international
tourists

CRT Paris Ile-de-France 2023, data 2022

135,500
international
students,
including
82,300 in
Paris Region
Public
Universities

MESRI - DGESIP-DGRI - SIES 2023,
data 2021-2022

16,560
foreign sites
573,000
Jobs

INSEE 2022, data 2018

**1 out of
6 jobs in
Paris Region
is in a foreign
company
(16.2%)**

INSEE 2022, data 2018

431
foreign
companies
chose Paris
Region in
2021

11,000
jobs created

Choose Paris Region, 2023 data 2022